



Special Eurobarometer 479

Data annex

Future of Europe – Climate change

Fieldwork
October – November 2018






























Survey requested by the European Commission,
Directorate-General for Communication
and co-ordinated by the Directorate-General for Communication

This document does not represent the point of view of the European Commission.
The interpretations and opinions contained in it are solely those of the authors.






























Special Eurobarometer 479 – Wave EB90.2 – Kantar Public
































QB1 Which of the following statements best describes your opinion?
(%)

		Climate change is entirely due to human activity	Climate change is partly due to human activity	Climate change is not at all due to human activity	There is no climate change / I don't believe in climate change (SPONTANEOUS)	Don't know	Total 'Climate change is due to human activity'
EU28		42	51	4	1	2	93
BE		46	50	4	0	0	96
BG		45	39	4	4	8	84
CZ		33	58	6	2	1	91
DK		32	63	2	1	2	95
DE		42	53	3	1	1	95
EE		25	63	9	1	2	88
IE		44	50	5	0	1	94
EL		50	46	2	1	1	96
ES		43	49	4	1	3	92
FR		54	41	4	0	1	95
HR		39	55	5	0	1	94
IT		39	54	3	1	3	93
CY		57	38	4	0	1	95
LV		37	49	9	1	4	86
LT		26	67	5	1	1	93
LU		46	47	3	1	3	93
HU		46	50	3	0	1	96
MT		58	36	2	0	4	94
NL		36	62	2	0	0	98
AT		38	54	6	1	1	92
PL		27	60	6	2	5	87
PT		35	50	10	2	3	85
RO		41	43	7	2	7	84
SI		53	44	2	1	0	97
SK		32	56	7	1	4	88
FI		48	47	4	0	1	95
SE		47	52	1	0	0	99
UK		42	48	8	0	2	90






























QB2.1 Do you think that the following extreme weather events are due to climate change?
Heat or cold waves (%)

		Yes, definitely	Yes, to some extent	No, not really	No, not at all	Don't know	Total 'Yes'	Total 'No'
EU28		44	42	9	3	2	86	12
BE		48	41	8	2	1	89	10
BG		39	35	12	5	9	74	17
CZ		43	39	13	4	1	82	17
DK		26	58	10	2	4	84	12
DE		40	48	9	2	1	88	11
EE		20	51	18	4	7	71	22
IE		45	44	7	2	2	89	9
EL		59	33	6	2	0	92	8
ES		46	38	8	3	5	84	11
FR		45	41	9	2	3	86	11
HR		41	43	12	3	1	84	15
IT		56	31	8	3	2	87	11
CY		60	30	7	2	1	90	9
LV		35	43	13	4	5	78	17
LT		42	48	6	2	2	90	8
LU		42	46	7	2	3	88	9
HU		57	37	5	1	0	94	6
MT		39	45	7	3	6	84	10
NL		37	50	8	3	2	87	11
AT		43	44	9	3	1	87	12
PL		38	48	9	2	3	86	11
PT		41	49	5	2	3	90	7
RO		53	36	7	2	2	89	9
SI		47	43	7	2	1	90	9
SK		40	46	10	2	2	86	12
FI		35	54	8	2	1	89	10
SE		33	55	8	2	2	88	10
UK		35	42	13	5	5	77	18






























QB2.2 Do you think that the following extreme weather events are due to climate change?
Droughts and wildfires (%)

		Yes, definitely	Yes, to some extent	No, not really	No, not at all	Don't know	Total 'Yes'	Total 'No'
EU28		42	43	10	3	2	85	13
BE		44	45	9	1	1	89	10
BG		43	40	8	6	3	83	14
CZ		44	44	9	2	1	88	11
DK		28	55	10	3	4	83	13
DE		41	49	8	1	1	90	9
EE		23	52	17	4	4	75	21
IE		42	42	11	3	2	84	14
EL		58	35	5	2	0	93	7
ES		43	41	8	3	5	84	11
FR		41	43	11	3	2	84	14
HR		46	41	9	4	0	87	13
IT		50	35	11	3	1	85	14
CY		58	34	6	2	0	92	8
LV		38	42	12	4	4	80	16
LT		38	50	8	2	2	88	10
LU		37	49	9	2	3	86	11
HU		54	37	7	1	1	91	8
MT		38	46	9	1	6	84	10
NL		38	51	8	2	1	89	10
AT		42	44	10	3	1	86	13
PL		41	43	11	2	3	84	13
PT		37	39	19	3	2	76	22
RO		53	35	7	2	3	88	9
SI		44	45	8	2	1	89	10
SK		39	49	8	2	2	88	10
FI		30	56	10	2	2	86	12
SE		38	53	7	1	1	91	8
UK		32	47	12	5	4	79	17






























QB2.3 Do you think that the following extreme weather events are due to climate change?
Floods (%)

		Yes, definitely	Yes, to some extent	No, not really	No, not at all	Don't know	Total 'Yes'	Total 'No'
EU28		42	44	9	3	2	86	12
BE		47	41	9	2	1	88	11
BG		46	38	8	5	3	84	13
CZ		40	43	12	4	1	83	16
DK		31	54	9	3	3	85	12
DE		39	53	6	1	1	92	7
EE		21	49	18	6	6	70	24
IE		47	41	9	2	1	88	11
EL		61	31	6	2	0	92	8
ES		43	40	9	4	4	83	13
FR		42	44	9	3	2	86	12
HR		47	40	10	3	0	87	13
IT		52	34	10	3	1	86	13
CY		56	34	7	3	0	90	10
LV		34	43	14	5	4	77	19
LT		41	46	8	3	2	87	11
LU		40	45	9	3	3	85	12
HU		53	37	8	1	1	90	9
MT		37	45	9	2	7	82	11
NL		38	52	7	2	1	90	9
AT		42	44	9	5	0	86	14
PL		36	48	11	2	3	84	13
PT		41	41	14	2	2	82	16
RO		54	35	6	2	3	89	8
SI		49	42	6	2	1	91	8
SK		38	49	10	1	2	87	11
FI		27	60	9	3	1	87	12
SE		34	57	6	2	1	91	8
UK		34	48	11	4	3	82	15






























QB2.4 Do you think that the following extreme weather events are due to climate change?
Hurricanes and heavy rainstorms (%)

		Yes, definitely	Yes, to some extent	No, not really	No, not at all	Don't know	Total 'Yes'	Total 'No'
EU28		40	43	11	3	3	83	14
BE		44	40	14	2	0	84	16
BG		40	36	13	5	6	76	18
CZ		34	40	17	7	2	74	24
DK		22	54	15	5	4	76	20
DE		37	51	8	2	2	88	10
EE		21	47	20	6	6	68	26
IE		42	40	13	3	2	82	16
EL		51	34	11	3	1	85	14
ES		39	41	10	5	5	80	15
FR		38	45	10	3	4	83	13
HR		51	37	9	2	1	88	11
IT		53	31	10	4	2	84	14
CY		51	34	10	4	1	85	14
LV		32	43	15	5	5	75	20
LT		42	47	8	2	1	89	10
LU		39	43	10	4	4	82	14
HU		55	34	9	1	1	89	10
MT		36	43	12	2	7	79	14
NL		33	53	10	2	2	86	12
AT		42	42	11	4	1	84	15
PL		38	45	11	3	3	83	14
PT		39	49	7	3	2	88	10
RO		50	36	8	3	3	86	11
SI		48	40	8	3	1	88	11
SK		36	46	12	4	2	82	16
FI		31	55	10	3	1	86	13
SE		30	58	8	3	1	88	11
UK		31	42	17	5	5	73	22






























QB2.5 Do you think that the following extreme weather events are due to climate change?
Earthquakes (%)

		Yes, definitely	Yes, to some extent	No, not really	No, not at all	Don't know	Total 'Yes'	Total 'No'
EU28		23	30	25	18	4	53	43
BE		31	28	24	15	2	59	39
BG		30	31	21	11	7	61	32
CZ		22	32	25	19	2	54	44
DK		9	24	31	29	7	33	60
DE		10	28	33	25	4	38	58
EE		11	29	29	23	8	40	52
IE		28	31	23	15	3	59	38
EL		24	22	26	24	4	46	50
ES		27	32	20	15	6	59	35
FR		21	29	25	20	5	50	45
HR		31	39	17	12	1	70	29
IT		34	25	20	18	3	59	38
CY		34	29	24	12	1	63	36
LV		26	28	23	17	6	54	40
LT		30	40	17	10	3	70	27
LU		18	27	32	20	3	45	52
HU		38	31	22	8	1	69	30
MT		21	30	24	15	10	51	39
NL		10	25	33	28	4	35	61
AT		26	34	24	14	2	60	38
PL		27	34	24	10	5	61	34
PT		30	44	13	9	4	74	22
RO		41	31	16	8	4	72	24
SI		36	33	18	11	2	69	29
SK		30	40	14	13	3	70	27
FI		9	23	33	31	4	32	64
SE		8	20	30	37	5	28	67
UK		21	30	25	17	7	51	42






























QB2.6 Do you think that the following extreme weather events are due to climate change?
Landslides (%)

		Yes, definitely	Yes, to some extent	No, not really	No, not at all	Don't know	Total 'Yes'	Total 'No'
EU28		31	43	17	5	4	74	22
BE		33	38	23	5	1	71	28
BG		41	37	10	7	5	78	17
CZ		28	43	21	7	1	71	28
DK		15	48	24	6	7	63	30
DE		25	53	17	3	2	78	20
EE		13	36	26	15	10	49	41
IE		36	44	14	4	2	80	18
EL		36	38	19	6	1	74	25
ES		34	40	14	7	5	74	21
FR		27	43	19	6	5	70	25
HR		43	41	12	3	1	84	15
IT		47	36	12	3	2	83	15
CY		43	36	14	6	1	79	20
LV		23	39	22	9	7	62	31
LT		37	44	12	4	3	81	16
LU		28	43	20	5	4	71	25
HU		45	36	15	2	2	81	17
MT		30	40	14	6	10	70	20
NL		18	43	22	13	4	61	35
AT		36	44	13	6	1	80	19
PL		30	44	16	5	5	74	21
PT		37	42	16	3	2	79	19
RO		52	32	9	4	3	84	13
SI		44	41	10	4	1	85	14
SK		33	47	12	5	3	80	17
FI		20	49	22	6	3	69	28
SE		15	48	22	11	4	63	33
UK		23	44	20	7	6	67	27






























QB3a By 2050, which of the following is the most likely to intensify because of climate change? Firstly? (%)

		Increasing food and water shortages	Biodiversity loss	An increase in infectious diseases or epidemics	Soil degradation and desertification	A rise in mass migration to Europe	Damages to buildings and infrastructures	Other (SPONTANEOUS)	Don't know
EU28		31	13	11	18	16	6	1	4
BE		28	20	12	12	22	5	1	0
BG		25	17	10	19	13	7	1	8
CZ		34	8	13	16	23	3	1	2
DK		28	17	8	14	23	4	3	3
DE		34	10	6	19	23	4	1	3
EE		38	15	9	8	19	2	3	6
IE		31	12	12	14	13	13	1	4
EL		29	15	14	19	14	6	1	2
ES		28	18	11	24	8	3	2	6
FR		29	20	9	17	16	6	0	3
HR		33	19	13	11	19	4	0	1
IT		25	9	13	23	16	8	1	5
CY		27	11	22	20	16	2	1	1
LV		24	19	19	9	17	4	2	6
LT		24	21	20	13	13	4	2	3
LU		26	17	8	18	18	4	6	3
HU		36	8	11	21	17	5	1	1
MT		25	11	18	13	18	8	1	6
NL		36	21	7	16	14	3	2	1
AT		30	10	10	18	19	8	2	3
PL		24	8	18	18	17	7	1	7
PT		41	13	9	15	9	7	0	6
RO		18	16	19	21	9	12	0	5
SI		43	10	16	6	17	4	2	2
SK		34	11	12	13	20	4	1	5
FI		26	26	8	16	21	1	1	1
SE		39	20	5	16	14	3	1	2
UK		38	11	12	14	9	6	4	6

QB3T By 2050, which of the following is the most likely to intensify because of climate change? Firstly? And then? (MAX. 3 ANSWERS) (%)






























		Increasing food and water shortages	Soil degradation and desertification	A rise in mass migration to Europe	Biodiversity loss	An increase in infectious diseases or epidemics	Damages to buildings and infrastructures	Other (SPONTANEOUS)	Don't know
EU28		63	49	37	36	34	18	2	4
BE		66	42	47	49	41	17	1	0
BG		53	42	29	40	33	20	2	8
CZ		69	46	53	31	42	9	1	2
DK		64	41	46	39	29	14	5	3
DE		70	54	48	29	22	13	2	3
EE		67	28	46	44	32	8	5	6
IE		64	39	34	30	38	34	3	4
EL		65	50	36	40	46	23	3	2
ES		60	55	24	43	30	12	3	6
FR		63	50	37	48	28	17	2	3
HR		67	36	43	46	43	18	0	1
IT		57	56	44	27	39	26	1	5
CY		64	42	37	34	54	13	2	1
LV		47	30	44	43	48	12	3	6
LT		58	35	31	48	48	15	3	3
LU		58	47	41	45	20	16	8	4
HU		70	54	40	31	40	16	1	1
MT		54	36	38	35	44	21	1	6
NL		73	53	37	49	27	14	3	1
AT		64	49	44	34	35	23	4	3
PL		56	40	38	22	43	21	2	7
PT		72	54	23	39	31	26	1	6
RO		48	52	30	36	44	32	1	5
SI		73	25	40	34	50	14	4	2
SK		66	40	44	25	41	15	2	5
FI		67	53	46	60	30	6	1	1
SE		77	50	38	56	33	8	2	2
UK		65	39	25	32	38	16	6	6

QB4.1 To what extent do you agree or disagree with each of the following statements?
More measures to promote and encourage recycling should be implemented in EU Member States (%)






























		Totally agree	Tend to agree	Tend to disagree	Totally disagree	Don't know	Total 'Agree'	Total 'Disagree'
EU28		61	32	3	1	3	93	4
BE		56	38	4	2	0	94	6
BG		56	34	3	0	7	90	3
CZ		55	37	3	2	3	92	5
DK		69	27	2	0	2	96	2
DE		68	29	2	0	1	97	2
EE		55	39	2	1	3	94	3
IE		70	28	1	0	1	98	1
EL		65	32	1	0	2	97	1
ES		65	28	3	0	4	93	3
FR		62	32	2	1	3	94	3
HR		57	38	3	1	1	95	4
IT		52	37	5	1	5	89	6
CY		85	12	0	0	3	97	0
LV		63	26	3	1	7	89	4
LT		64	31	1	1	3	95	2
LU		64	31	1	1	3	95	2
HU		61	32	5	0	2	93	5
MT		67	27	0	0	6	94	0
NL		66	31	2	1	0	97	3
AT		54	38	6	1	1	92	7
PL		50	40	5	1	4	90	6
PT		54	40	2	1	3	94	3
RO		58	32	6	0	4	90	6
SI		67	26	3	2	2	93	5
SK		48	46	2	0	4	94	2
FI		70	27	2	0	1	97	2
SE		83	16	0	0	1	99	0
UK		63	28	2	1	6	91	3

QB4.2 To what extent do you agree or disagree with each of the following statements?

More measures to promote and encourage energy efficiency should be implemented in EU Member States (%)

		Totally agree	Tend to agree	Tend to disagree	Totally disagree	Don't know	Total 'Agree'	Total 'Disagree'
EU28		56	36	3	1	4	92	4
BE		50	44	3	2	1	94	5
BG		53	36	3	1	7	89	4
CZ		40	47	7	2	4	87	9
DK		69	26	2	0	3	95	2
DE		60	35	2	1	2	95	3
EE		47	44	3	1	5	91	4
IE		68	29	2	0	1	97	2
EL		62	32	2	0	4	94	2
ES		63	30	2	0	5	93	2
FR		49	43	2	2	4	92	4
HR		52	41	4	2	1	93	6
IT		48	40	5	1	6	88	6
CY		82	13	1	0	4	95	1
LV		51	35	5	2	7	86	7
LT		54	41	1	1	3	95	2
LU		51	42	2	0	5	93	2
HU		59	33	5	0	3	92	5
MT		68	27	0	0	5	95	0
NL		70	26	3	1	0	96	4
AT		53	37	7	2	1	90	9
PL		48	42	5	1	4	90	6
PT		54	40	2	1	3	94	3
RO		56	33	5	0	6	89	5
SI		64	30	3	0	3	94	3
SK		44	49	2	0	5	93	2
FI		57	38	2	1	2	95	3
SE		81	16	1	0	2	97	1
UK		60	33	1	0	6	93	1

QB4.3 To what extent do you agree or disagree with each of the following statements?
More measures to promote and encourage the development of a clean and modern economy should be implemented in EU Member States (%)

		Totally agree	Tend to agree	Tend to disagree	Totally disagree	Don't know	Total 'Agree'	Total 'Disagree'
EU28		56	36	3	1	4	92	4
BE		47	45	6	1	1	92	7
BG		54	36	3	0	7	90	3
CZ		46	42	6	2	4	88	8
DK		50	38	4	1	7	88	5
DE		64	33	1	1	1	97	2
EE		54	39	2	1	4	93	3
IE		66	30	2	0	2	96	2
EL		62	33	1	0	4	95	1
ES		65	29	1	0	5	94	1
FR		51	41	3	1	4	92	4
HR		52	42	4	1	1	94	5
IT		52	37	5	1	5	89	6
CY		80	14	1	1	4	94	2
LV		57	33	3	1	6	90	4
LT		58	38	1	0	3	96	1
LU		52	41	2	0	5	93	2
HU		56	36	5	1	2	92	6
MT		66	27	1	0	6	93	1
NL		67	29	3	0	1	96	3
AT		52	39	6	1	2	91	7
PL		48	42	5	2	3	90	7
PT		56	38	2	0	4	94	2
RO		56	33	5	1	5	89	6
SI		65	30	2	1	2	95	3
SK		46	47	2	0	5	93	2
FI		49	44	3	0	4	93	3
SE		56	33	2	1	8	89	3
UK		56	34	2	1	7	90	3

QB5.1 To what extent do you agree or disagree with each of the following statements?

Fighting climate change and using energy more efficiently can create economic growth and jobs in the EU (%)






























		Totally agree		Tend to agree		Tend to disagree		Totally disagree		Don't know		Total 'Agree'		Total 'Disagree'	
		EB90.2	Diff. EB90.2 - EB87.1	EB90.2	Diff. EB90.2 - EB87.1	EB90.2	Diff. EB90.2 - EB87.1	EB90.2	Diff. EB90.2 - EB87.1	EB90.2	Diff. EB90.2 - EB87.1	EB90.2	Diff. EB90.2 - EB87.1	EB90.2	Diff. EB90.2 - EB87.1
EU28		43	9	42	-3	6	-2	2	0	7	-4	85	6	8	-2
BE		36	6	52	2	9	-3	1	-2	2	-3	88	8	10	-5
BG		36	3	40	3	6	1	2	1	16	-8	76	6	8	2
CZ		25	6	48	2	14	-3	3	0	10	-5	73	8	17	-3
DK		49	2	37	-2	6	1	1	0	7	-1	86	0	7	1
DE		41	10	44	-4	8	-1	2	-1	5	-4	85	6	10	-2
EE		18	4	46	2	14	0	4	-1	18	-5	64	6	18	-1
IE		54	8	36	-6	5	0	1	1	4	-3	90	2	6	1
EL		42	4	46	-3	5	-1	0	-1	7	1	88	1	5	-2
ES		55	7	33	-4	3	1	1	1	8	-5	88	3	4	2
FR		45	7	42	-2	4	-3	2	-1	7	-1	87	5	6	-4
HR		36	3	49	-2	10	3	3	0	2	-4	85	1	13	3
IT		43	12	42	-3	6	-1	1	-2	8	-6	85	9	7	-3
CY		61	18	28	-14	4	-1	1	0	6	-3	89	4	5	-1
LV		30	10	41	-4	11	-4	5	0	13	-2	71	6	16	-4
LT		33	10	46	-6	7	-1	2	0	12	-3	79	4	9	-1
LU		43	7	42	-4	5	-2	2	0	8	-1	85	3	7	-2
HU		40	12	44	-1	10	-4	1	-3	5	-4	84	11	11	-7
MT		41	0	41	0	4	0	2	0	12	0	82	0	6	0
NL		38	1	46	1	10	-1	2	0	4	-1	84	2	12	-1
AT		37	4	48	1	10	-3	2	0	3	-2	85	5	12	-3
PL		35	10	44	-7	8	-3	3	1	10	-1	79	3	11	-2
PT		50	6	41	-2	2	0	1	1	6	-5	91	4	3	1
RO		45	15	40	-2	6	-8	1	-1	8	-4	85	13	7	-9
SI		42	3	40	0	9	-1	3	1	6	-3	82	3	12	0
SK		30	5	55	7	5	-4	0	-1	10	-7	85	12	5	-5
FI		38	3	46	-3	8	1	2	0	6	-1	84	0	10	1
SE		62	4	30	0	4	0	1	-1	3	-3	92	4	5	-1
UK		44	14	39	-4	7	-1	1	-1	9	-8	83	10	8	-2

QB5.2 To what extent do you agree or disagree with each of the following statements?

Promoting EU expertise in clean technologies to countries outside the EU can benefit the EU economically (%)

		Totally agree		Tend to agree		Tend to disagree		Totally disagree		Don't know		Total 'Agree'		Total 'Disagree'	
		EB90.2	Diff. EB90.2 - EB87.1	EB90.2	Diff. EB90.2 - EB87.1	EB90.2	Diff. EB90.2 - EB87.1	EB90.2	Diff. EB90.2 - EB87.1	EB90.2	Diff. EB90.2 - EB87.1	EB90.2	Diff. EB90.2 - EB87.1	EB90.2	Diff. EB90.2 - EB87.1
EU28		40	7	43	-1	6	-1	1	-1	10	-4	83	6	7	-2
BE		33	8	54	0	8	-4	2	-1	3	-3	87	8	10	-5
BG		31	-5	44	8	6	3	1	0	18	-6	75	3	7	3
CZ		22	1	54	6	10	-1	2	-1	12	-5	76	7	12	-2
DK		47	0	40	5	4	-1	1	0	8	-4	87	5	5	-1
DE		47	9	41	-4	4	-2	1	-1	7	-2	88	5	5	-3
EE		25	6	48	2	6	-1	1	-1	20	-6	73	8	7	-2
IE		51	8	38	-6	4	0	0	-1	7	-1	89	2	4	-1
EL		35	9	45	-6	6	-1	1	-1	13	-1	80	3	7	-2
ES		47	3	37	0	3	0	1	1	12	-4	84	3	4	1
FR		31	1	46	5	7	-2	2	-2	14	-2	77	6	9	-4
HR		35	3	51	1	8	-1	2	0	4	-3	86	4	10	-1
IT		37	9	47	6	6	0	1	-1	9	-14	84	15	7	-1
CY		52	17	32	-9	3	-2	1	0	12	-6	84	8	4	-2
LV		27	4	46	0	9	-1	3	0	15	-3	73	4	12	-1
LT		37	8	43	-5	5	0	2	1	13	-4	80	3	7	1
LU		33	5	46	2	8	-2	1	-1	12	-4	79	7	9	-3
HU		40	13	46	-2	6	-5	2	-1	6	-5	86	11	8	-6
MT		39	-3	44	4	2	0	2	2	13	-3	83	1	4	2
NL		48	1	42	-2	4	0	1	0	5	1	90	-1	5	0
AT		38	7	43	-7	11	2	3	1	5	-3	81	0	14	3
PL		37	10	45	-8	7	-1	2	0	9	-1	82	2	9	-1
PT		47	4	41	0	3	1	1	1	8	-6	88	4	4	2
RO		41	13	41	1	7	-8	1	-3	10	-3	82	14	8	-11
SI		40	2	45	5	7	-3	1	-1	7	-3	85	7	8	-4
SK		30	5	54	8	3	-5	1	-1	12	-7	84	13	4	-6
FI		35	0	50	0	6	2	1	0	8	-2	85	0	7	2
SE		47	-2	39	3	4	-1	1	0	9	0	86	1	5	-1
UK		44	11	39	-4	4	0	1	-1	12	-6	83	7	5	-1

QB5.3 To what extent do you agree or disagree with each of the following statements?
Reducing fossil fuel imports from outside the EU can benefit the EU economically (%)

		Totally agree		Tend to agree		Tend to disagree		Totally disagree		Don't know		Total 'Agree'		Total 'Disagree'	
		EB90.2	Diff. EB90.2 - EB87.1	EB90.2	Diff. EB90.2 - EB87.1	EB90.2	Diff. EB90.2 - EB87.1	EB90.2	Diff. EB90.2 - EB87.1	EB90.2	Diff. EB90.2 - EB87.1	EB90.2	Diff. EB90.2 - EB87.1	EB90.2	Diff. EB90.2 - EB87.1
EU28		29	4	40	0	13	-1	4	1	14	-4	69	4	17	0
BE		28	13	48	3	15	-12	4	0	5	-4	76	16	19	-12
BG		25	-1	35	4	10	3	4	1	26	-7	60	3	14	4
CZ		17	1	42	4	19	0	4	-1	18	-4	59	5	23	-1
DK		26	0	42	7	14	2	4	-2	14	-7	68	7	18	0
DE		28	1	37	-1	18	2	4	0	13	-2	65	0	22	2
EE		9	0	31	2	21	4	7	-1	32	-5	40	2	28	3
IE		43	4	35	-5	9	2	2	0	11	-1	78	-1	11	2
EL		34	10	40	-7	10	-2	3	0	13	-1	74	3	13	-2
ES		38	4	36	0	6	-1	3	1	17	-4	74	4	9	0
FR		20	2	41	2	16	0	6	1	17	-5	61	4	22	1
HR		31	4	43	0	16	2	2	-3	8	-3	74	4	18	-1
IT		34	5	44	-2	9	2	1	-2	12	-3	78	3	10	0
CY		37	8	29	-11	12	5	5	1	17	-3	66	-3	17	6
LV		18	3	35	-1	17	-2	9	3	21	-3	53	2	26	1
LT		28	10	35	-8	14	1	4	0	19	-3	63	2	18	1
LU		22	7	41	4	17	-2	4	-3	16	-6	63	11	21	-5
HU		33	12	40	2	12	-3	2	-5	13	-6	73	14	14	-8
MT		29	-7	42	7	7	-1	3	0	19	1	71	0	10	-1
NL		23	-1	33	-4	26	3	6	2	12	0	56	-5	32	5
AT		32	2	45	2	13	-1	2	-1	8	-2	77	4	15	-2
PL		27	6	40	-8	14	1	4	1	15	0	67	-2	18	2
PT		44	5	41	1	4	1	1	0	10	-7	85	6	5	1
RO		37	13	40	1	8	-9	2	-2	13	-3	77	14	10	-11
SI		28	2	39	6	16	-5	6	0	11	-3	67	8	22	-5
SK		25	5	49	8	8	-5	1	-2	17	-6	74	13	9	-7
FI		18	-3	46	2	20	5	3	0	13	-4	64	-1	23	5
SE		30	3	38	1	16	1	5	-1	11	-4	68	4	21	0
UK		32	11	41	4	10	-5	3	0	14	-10	73	15	13	-5

QB5.4 To what extent do you agree or disagree with each of the following statements?
Reducing fossil fuel imports from outside the EU can increase the security of EU energy supplies (%)

		Totally agree		Tend to agree		Tend to disagree		Totally disagree		Don't know		Total 'Agree'		Total 'Disagree'	
		EB90.2	Diff. EB90.2 - EB87.1	EB90.2	Diff. EB90.2 - EB87.1	EB90.2	Diff. EB90.2 - EB87.1	EB90.2	Diff. EB90.2 - EB87.1	EB90.2	Diff. EB90.2 - EB87.1	EB90.2	Diff. EB90.2 - EB87.1	EB90.2	Diff. EB90.2 - EB87.1
EU28		28	3	39	0	14	1	4	0	15	-4	67	3	18	1
BE		23	9	46	3	20	-8	5	-1	6	-3	69	12	25	-9
BG		25	0	35	4	9	1	4	1	27	-6	60	4	13	2
CZ		18	2	45	7	16	-4	4	-1	17	-4	63	9	20	-5
DK		31	2	40	3	13	1	3	-1	13	-5	71	5	16	0
DE		27	0	35	-4	18	1	7	3	13	0	62	-4	25	4
EE		10	0	32	3	19	2	7	1	32	-6	42	3	26	3
IE		42	3	35	-4	10	2	2	0	11	-1	77	-1	12	2
EL		32	8	41	-2	12	-2	1	-2	14	-2	73	6	13	-4
ES		36	-1	38	3	7	2	2	0	17	-4	74	2	9	2
FR		20	1	37	-1	16	4	6	1	21	-5	57	0	22	5
HR		33	8	41	-3	16	2	3	-2	7	-5	74	5	19	0
IT		31	2	43	0	10	1	2	0	14	-3	74	2	12	1
CY		37	13	28	-8	11	2	4	1	20	-8	65	5	15	3
LV		19	3	39	-1	15	1	6	2	21	-5	58	2	21	3
LT		27	7	37	-7	13	3	4	0	19	-3	64	0	17	3
LU		20	4	42	11	17	-6	3	-4	18	-5	62	15	20	-10
HU		34	12	39	-1	13	-2	2	-4	12	-5	73	11	15	-6
MT		31	-3	41	4	7	0	2	0	19	-1	72	1	9	0
NL		18	0	29	-2	28	1	11	3	14	-2	47	-2	39	4
AT		33	7	43	-2	13	-1	3	0	8	-4	76	5	16	-1
PL		23	2	43	-2	15	-2	4	1	15	1	66	0	19	-1
PT		43	6	43	3	2	-2	1	0	11	-7	86	9	3	-2
RO		37	12	40	2	8	-8	2	-2	13	-4	77	14	10	-10
SI		30	2	37	3	15	-5	6	0	12	0	67	5	21	-5
SK		25	3	47	6	9	-3	1	-1	18	-5	72	9	10	-4
FI		16	-1	39	-4	26	7	4	0	15	-2	55	-5	30	7
SE		40	4	34	3	13	-1	4	-2	9	-4	74	7	17	-3
UK		32	10	38	0	11	0	4	1	15	-11	70	10	15	1

QB5.5 To what extent do you agree or disagree with each of the following statements?

More public financial support should be given to the transition to clean energies even if it means subsidies to fossil fuels should be reduced (%)

		Totally agree		Tend to agree		Tend to disagree		Totally disagree		Don't know		Total 'Agree'		Total 'Disagree'	
		EB90.2	Diff. EB90.2 - EB87.1	EB90.2	Diff. EB90.2 - EB87.1	EB90.2	Diff. EB90.2 - EB87.1	EB90.2	Diff. EB90.2 - EB87.1	EB90.2	Diff. EB90.2 - EB87.1	EB90.2	Diff. EB90.2 - EB87.1	EB90.2	Diff. EB90.2 - EB87.1
EU28		42	3	40	0	7	0	2	0	9	-3	82	3	9	0
BE		37	6	47	-2	11	-3	2	0	3	-1	84	4	13	-3
BG		32	2	39	4	5	0	3	1	21	-7	71	6	8	1
CZ		28	1	43	-1	13	1	5	1	11	-2	71	0	18	2
DK		46	-1	35	2	8	1	2	0	9	-2	81	1	10	1
DE		40	0	41	0	10	2	2	-1	7	-1	81	0	12	1
EE		27	0	43	2	8	2	4	0	18	-4	70	2	12	2
IE		55	8	35	-6	5	0	1	0	4	-2	90	2	6	0
EL		43	3	43	-6	5	2	0	-1	9	2	86	-3	5	1
ES		54	1	33	1	2	0	1	0	10	-2	87	2	3	0
FR		40	4	40	0	8	0	2	-1	10	-3	80	4	10	-1
HR		46	10	41	-3	8	-1	2	0	3	-6	87	7	10	-1
IT		41	6	42	0	6	0	1	-1	10	-5	83	6	7	-1
CY		60	10	28	-8	3	1	1	1	8	-4	88	2	4	2
LV		30	1	38	-4	9	0	4	1	19	2	68	-3	13	1
LT		40	5	40	-4	6	1	1	0	13	-2	80	1	7	1
LU		39	8	39	-4	9	0	1	-1	12	-3	78	4	10	-1
HU		47	4	40	2	7	-2	1	-1	5	-3	87	6	8	-3
MT		46	-2	38	-4	2	1	4	4	10	1	84	-6	6	5
NL		52	2	34	-2	8	1	3	1	3	-2	86	0	11	2
AT		45	7	39	-8	10	1	2	0	4	0	84	-1	12	1
PL		34	4	44	-3	9	-1	3	0	10	0	78	1	12	-1
PT		51	6	39	2	2	-1	1	0	7	-7	90	8	3	-1
RO		42	9	40	3	7	-7	1	-2	10	-3	82	12	8	-9
SI		45	-1	38	2	7	-1	1	-1	9	1	83	1	8	-2
SK		30	3	50	6	4	-3	1	-1	15	-5	80	9	5	-4
FI		43	2	41	-3	8	3	2	0	6	-2	84	-1	10	3
SE		57	-3	31	5	5	0	2	0	5	-2	88	2	7	0
UK		45	8	37	-3	6	-1	2	0	10	-4	82	5	8	-1